

NEXUS 21

TECHNOLOGY IN MOTION

PRODUCT GUIDE



POP-UP TV LIFTS

Model	Description	Screen Size	Max Weight	Lift Extension
L-23	 Pop-Up TV Lift	17" - 32"	59 kg	58.4 cm
L-23s	 Pop-Up Swivel TV Lift	17" - 32"	59 kg	58.4 cm
L-27	 Pop-Up TV Lift	26" - 48"	59 kg	67.3 cm
L-27s	 Pop-Up Swivel TV Lift	26" - 48"	59 kg	67.3 cm
L-50	 Pop-Up TV Lift	40" - 65"	45 kg	99.7 cm
L-50s	 Pop-Up Swivel TV Lift	40" - 65"	45 kg	99.7 cm
L-50en	 Pop-Up Enclosure TV Lift	48" - 60"	45 kg	99.7 cm
L-50ens	 Pop-Up Enclosure Swivel TV Lift	48" - 60"	45 kg	99.7 cm
DL-50	 Pop-Up TV Lift	40" - 65"	99.5 kg	99.7 cm
DL-50b	 Lift Back to Back TVs	40" - 65"	90.7 kg	99.7 cm
L-75	 Pop-Up TV Lift	50" - 75"	59 kg	132.1 cm
L-75s	 Pop-Up Swivel TV Lift	50" - 75"	59 kg	132.1 cm
L-90	 Pop-Up TV Lift	75" - 90"+	90.7 kg	127 cm
XL-75	 Extended Travel Pop-Up TV Lift	50" - 75"	59 kg	162.6 cm
XL-75s	 Extended Travel Pop-Up Swivel TV Lift	50" - 75"	59 kg	162.6 cm

TECHNOLOGY IN MOTION

Nexus 21 solutions come complete with everything required for assembly and installation. Motorized systems are covered by a 10-year warranty and all products are backed by our world class product support team.







CEILING & DROP-DOWN TV LIFTS





Model	Description	Screen Size	Max Weight	Lift Extension
L-23i	 Cabinet Drop-Down TV Lift	17" - 32"	34 kg	58.4 cm
L-27i	 Cabinet/Ceiling Drop-Down TV Lift	26" - 48"	40.8 kg	67.3 cm
L-75i	 Ceiling Drop-Down TV Lift	50" - 75"	45 kg	132.1 cm
CL-65	 Ceiling Flip-Down	50" - 65"	45 kg	Up To 95°



PROJECTOR DROP-DOWNS



Model	Description	Projector Size	Max Weight	Vertical Travel
Eclipse E-550 	 Projector drop-down	Up To 59.6 cm W x 59.6 D x 22.8 H	45 kg	25.4 cm
Eclipse E-750 	 Projector drop-down	Up To 60.9 cm W x 96.5 D x 30.4 H	79.3 kg	30.4 cm

MOTORIZED OVER-MANTEL MOUNTS

Model	Description	Screen Size	Max Weight	Vertical Travel
Transcend Pro 	 Motorized over-mantel mount with manual swivel, screen tilt and in-wall mounting box	55" - 75"	56 kg	Up To 68.5 cm
Transcend Pro Surface 	 Motorized over-mantel mount with manual swivel and screen tilt	48" - 75"	56 kg	Up To 68.5 cm



HIDDEN STORAGE LIFTS

Model	Description	Max Weight	Lift Extension
AL-125	 Hidden Storage Lift / Kitchen Appliance Lift	56.7 kg	66 cm
AL-250	 Hidden Storage Lift / Kitchen Appliance Lift	113.4 kg	66 cm

ACCESSORIES

Accessory	Description	Available For
Component Shelf	Raises and lowers components with the TV	L-50, L-50s
Center Speaker Shelf	Raises and lowers center speaker with the TV	L-50, L-50s
Soundbar Mount	Raises and lowers soundbar with the TV	L-50, L-50s, L-50en, L-50ens, DL-50, L-75, L-75i, L-75s, XL-75, XL-75s
Stealth Control Module	Control your lift with your existing remote	All Models (excludes AL-125 and AL-250)
Hinged-Top Guide Brackets	Add if you are using a hinged top	L-23, L-27, L-50, DL-50, L-75, L-75s, XL-75, XL-75s, L-90